

Assignment for Remote Admission

Raquel Williams

Student Number: 0978185

Application reference: 23352

Part 1

This space was caught my eye <https://youtu.be/hg52hFnc04g> , there is a tree which is growing on top of the water, the moments shared there are still and serene. Swimming there is pleasant as well. My partner and I shared our first kiss in this spot under the element which has been chosen to re-contextualise. We thought of the intimacy shared inside the white sheet, and how the exterior world could only see a white sheet but not what was going on inside. The exterior world can only see the figure of what is inside, this is the element which I believed would be interesting to re-contextualise. This video gives context of the space. The audio is me narrating a nightmare I had in spanish.

<https://youtu.be/Y0WDgxxgNQKq> - Element. This is what the element chosen to re-contextualise looks like in the space. This is a re-enactment of the actual event.

Here, are a series of performances I made re-contextualising my element. The actions have been sped up for visual effect and then they terminate in a still position, a form of savasana. The audio was made by my boyfriend, bless him. Quality of the videos is not as good as imagined, nevertheless I believe it adds harmony with the ominous noises.

The energetic communication delivered and received from this performance is how others will behave when there is blindness separating them. Sometimes people stop and film, disregarding consent of the person. Does anonymity reject consent? There was an instance where someone pretended to hit me, an other when the security was called to expulse me from the premises. How the behaviour of others changes when an anonymous phenomena appears was fascinating. I share here, the results.

<https://youtu.be/th9a7ptZjaQ> - Midday

<https://youtu.be/dccNv4r-FwA> - Supermarket

<https://youtu.be/mrSxW5DI9kQ> - Iglesia

<https://youtu.be/hVH5sXKUG5A> - Twilight


https://youtu.be/3A_7ozCF2Ts - Stage

<https://youtu.be/Ob7DEcp7Irc> - Markthal

Part 2

Part 2

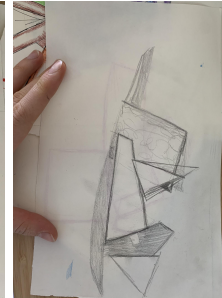

I've started my object by stitching together some shapes, which have been painted on prior to cutting into shapes. Like this new shapes can be made (malleable) but the stitching should be made looser.






A smaller version.




Here, the shape becomes a silhouette.



Here some sketches with pencils, watercolour pencils, pens. I would turn the object around and sketch it from different angles. I notice that I prefer the geometric shapes over the three dimensional.





Stamp making. What a difficult exercise. These did not result at all how I expected, however I really enjoy the layering effect on the green one. This is something I will bear in mind for the remaining of the project.






I noticed that the layering really intrigues me. The chaotic look of merging the silhouette and the stamp.



The texture built on from the stamping is fascinating.





Following the shapes found from previous experiments I created a new shape. This one is hollow.



A little extra playing around to make use of everything.



Here are what the individual new surfaces look like.



Similarly I tried a new pattern for printing with linoleum. In this one I incorporated the shapes from the skatepark, similar to the ones on my paper craft. When creating layers from this, there will be more visual coherence.



This pattern reminds me of a dinosaur. A tyrannosaurus.



I will continue to layer these on a surface. I have developed a concept which I will reveal at the end.

1.



2.



After 3 layers of stencils and 3 of linoleum these were the results. I decided to redo the piece with 3 more layers of each, following different colour pattern.

Once the layers were completed I used the two stencils used before and mirrored them. Later I painted over them with white paint. By doing this the overall piece lost weight for the eye, there was not so much to see.





Here are some close ups of the final piece. Here I try to show you the texture created through the layering which is not so easy to see



In this piece I layer shapes on shapes on shapes. The majority of these shapes were deciphered from my local skate park. Although I have only been skating for 2 months I have grown to respect and appreciate the community. The layers are made to resemble the dedication skaters have in landing a trick, as this process is built muscle memory from repetition, and to keep getting better. The smooth cleaning of the mirrored shape with the white wash and black outline is the satisfaction when one's perseverance finally pays off.

Tre Flip Dino

Mixed media on foam board.

25cm x 32cm

June 2020